WorkBC Wage Subsidy

EMPLOYER GUIDE

August 2026

WorkBC Employment Services

Ministry of Social Development and Poverty Reduction

CONTENTS

1 OVERVIEW 2

WorkBC Wage Subsidy Program 2

2 WAGE SUBSIDY RATES 3

3 ELIGIBILITY CRITERIA 3

Job Seeker Eligibility 3

Employer Eligibility 3

Questions and Answers 5

4 APPLICATION 6

How do I apply? 6

What information do I need for the application? 6

5 WAGE SUBSIDY PLATFORM INSTRUCTIONS 7

Overview 7

Access 7

How do I submit a **claim form**? 9

How do I delete a draft application or claim form? 11

How do I share applications or claim forms with others? 11

Can I copy a claim form? 13

Can I filter or sort my applications and claim forms for easier viewing? 13

How do I update my contact information that is pre-filled on subsequent applications and claim forms? 14

6 CONTACT US 15

7 APPENDIX 15

1 OVERVIEW

WorkBC Wage Subsidy Program

The WorkBC Wage Subsidy program matches WorkBC clients who require on-the-job training and work experience with employers who can offer support, supervision, and training to their new employee. The temporary subsidy covers a part of employee wages in exchange for coaching and on-the-job training.

Program benefits for employers:

1. Reduced cost of hiring and training a new employee
2. Coverage of a portion of employee wages
3. Fill vacant positions
4. Disability supports to reduce work-related barriers for an employee

Program benefits for job seekers:

1. Paid work experience opportunities
2. On-the-job training
3. Possible long-term employment options

Key Requirements:

- WorkBC will match you with a suitable candidate who is looking to develop new skills and gain work experience.
- The new candidate must not start work until the Wage Subsidy agreement is signed.
- You can offer training, supervision and coaching.
- Jobs must be primarily based and performed in B.C.
- Jobs need to be full-time position (exceptions may apply if the job seeker/candidate requires less hours)
- You cannot displace, lay off or terminate employees to access Wage Subsidy funding.

Contact your local WorkBC Centre if you have any questions or need help with your application.

2 WAGE SUBSIDY RATES

Effective August 31, 2026, Wage Subsidy rates will be as follows:

- Wage Subsidy placements may last up to 800 hours, depending on the needs of the WorkBC participant and employer.
- The subsidy covers 50% of the employees' wages, up to a maximum of $12.50 per hour, for up to 800 hours.

Employers are responsible for:

- 50% of the client's wage on the first $25/hour during the subsidized period;
- 100% of wages above $25/hour;
- 100% of overtime wages; and
- 100% of mandatory employment-related costs.

For wage subsidy agreements approved before August 31, 2026, please refer to Appendix 1 for the applicable subsidy rates.

3 ELIGIBILITY CRITERIA

Job Seeker Eligibility

A job seeker must be:

1. A B.C. permanent resident or Canadian Citizen
2. Unemployed (not working full-time, part- time, temporarily, etc.)
3. Identified for this service through a WorkBC service provider
4. In need of work experience

Employer Eligibility

An employer must:

- Be a registered business operating in B.C.
- Comply with all applicable legislation including, but not limited to, the Employment Standards Act, Workers Compensation Act, Income Tax Act (Canada) and the *Employment Insurance Act* (Canada)
- Have an active WorkSafeBC account in good standing

- Be at Arm's Length from the WorkBC service provider and employee
- Offer a full-time position of approximately 35-40 hours per week, unless the Job seeker has a documented need for fewer hours per week
- Offer Insurable Employment
- Offer a position where the job and work are primarily done in B.C.
- Confirm the jobseeker would not be hired in the absence of a Wage Subsidy
- Not cause reduced hours or layoffs for existing staff
- Offer the likelihood of long-term employment or provide needed work experience to help the jobseeker achieve long-term employment elsewhere
- Pay a competitive wage reflecting the prevailing wage rate for the labour market

NOTE: Eligibility will be confirmed by WorkBC upon submission of a completed application. WorkBC will contact you if further information is required to determine eligibility.

An employer must not:

- Be either the Government of B.C. or Government of Canada
- Be considered public sector organizations such as municipalities, schools, school boards, post-secondary institutions, hospitals, or health authorities or "other government entities"
    - For Wage Subsidy policy, the definition of "other government entities" does not include businesses and corporations owned and/or controlled by Indigenous-governing bodies
- Lay off or terminate an employee for the purposes of accessing a Wage Subsidy
- Offer commission-only or piecework employment.
- Be an active WorkBC client participating in Self-Employment Services
- Offer a position working under a WorkBC contract
- Be the WorkBC service provider that provides the Wage Subsidy
- Be in receipt of other Wage Subsidy funding from another source for the same employee during the same period

NOTE: Employers applying for Wage Subsidy are required to digitally attest that they are in full compliance with the program requirements outlined above

Questions and Answers

Is the WorkBC Wage Subsidy Program only available for B.C. jobs?

Yes, subsidized positions must be primarily based and performed in B.C.

Can I receive other Wage Subsidy funding for the same employee?

No. Employers cannot receive other Wage Subsidy funding for the same WorkBC client at the same time.

What is the maximum number of subsidies an employer is eligible for?

Employers may have up to five active Wage Subsidy agreements per CRA Business Number at one time, and up to 10 subsidized clients per fiscal year (April-March)

Can I provide a wage subsidy that is less than 35 hours per week?

WorkBC Wage Subsidy positions must be for an offer of full-time employment unless the Client (not employer request) has a special need for fewer hours per week.

How do employers find employees for Wage Subsidy?

1. Ask WorkBC to send you qualified candidates.
2. Candidates who are registered with WorkBC and eligible for a Wage Subsidy may let you know during the recruitment or application process that they may qualify for a Wage Subsidy.

What financial supports is an employer eligible for?

Employers may be eligible for supports, such as:

- Some of the employee's wages (See Wage Subsidy Rates in Section 2)
- Disability supports to reduce barriers for an employee to work

4 APPLICATION

How do I apply?

There are two ways to apply:

1. Use an easy online application form (accessed within the WorkBC Wage Subsidy platform)
2. Contact a WorkBC Centre

WorkBC Centres administer the wage subsidy program, they can:

- Tell you more about the program
- Help you with your application

What information do I need for the application?

You will need a BCeID (Business or Basic) to access the online Wage Subsidy platform.

Once you initiate a new application, you will need to provide some basic information about your business, such as contact information, address and your CRA Business Number. You will answer questions such as:

- Do you have third-party liability coverage?
- Do you have WorkSafeBC coverage?
- Do you meet the eligibility criteria?

It takes about 10 minutes to complete the application. You will be able to save a temporary copy ("**Draft**") of your application on the Wage Subsidy platform and submit it later. Your WorkBC Centre will contact you to match you with a qualified, job-ready candidate. WorkBC will inform you about the next steps in the application process once you have applied.

5 WAGE SUBSIDY PLATFORM INSTRUCTIONS

Overview

The Wage Subsidy platform is a tool to submit applications and claim forms for the WorkBC Wage Subsidy program. You can:

- View a record of current and past applications and claim forms
- See real-time status updates for applications and claim forms
- Share applications and claim forms with others in your organization (Business BCeID only)

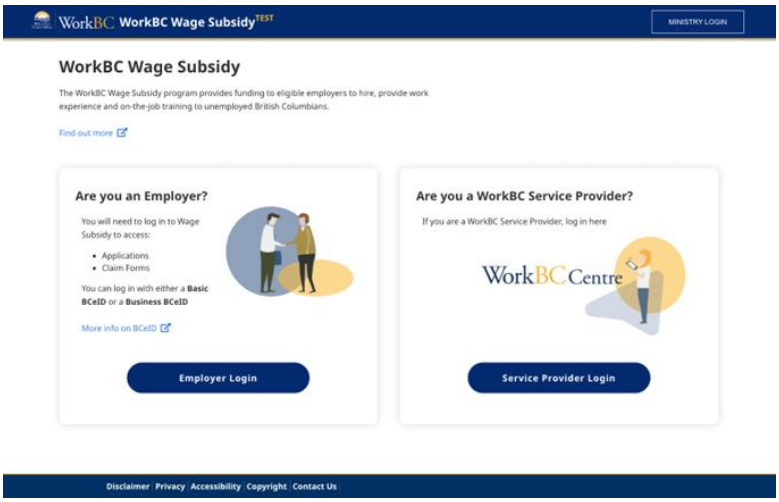

Access

You will require either a **Business BCeID** or a **Basic BCeID** to log in to the Wage Subsidy platform.

Business BCeID

Use a Business BCeID if you would like to **submit, view** and **share applications** and **claim forms within your organization**.

If you are starting a new Business BCeID registration, it can take some time to verify your business if it is not already registered with BC Registries and Online Services. If time is an issue, set up Basic BCeID now and convert it to Business BCeID later.

If your organization already has a Business BCeID account, talk to your account

administrator to ensure you have a user account. This can be done under the organization's overall account.

Basic BCeID

With a Basic BCeID, you will be able to log in to the platform to **submit** and **view your own applications** and **claim forms**. You will not be able to share applications and claim forms with others with this type of BCeID.

For more information and Frequently Asked Questions, visit www.bceid.ca.

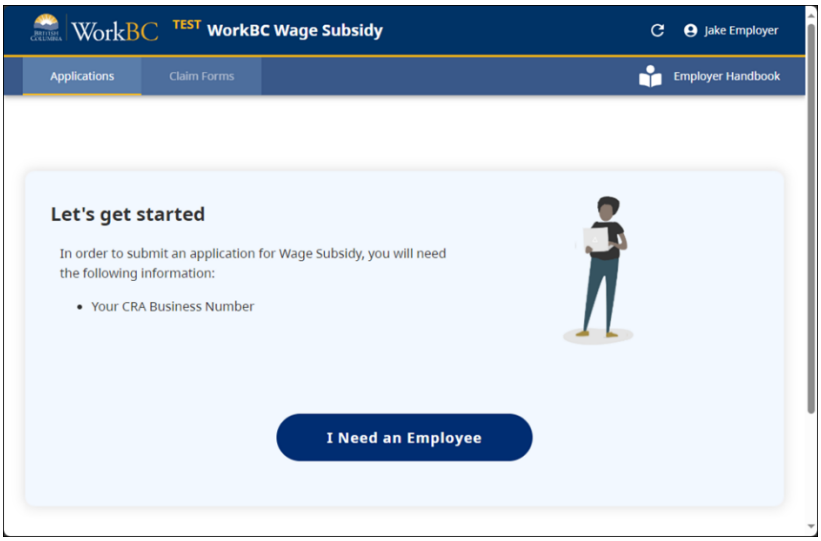

Employer Login

Once you have your BCeID, click the **Employer Login** button from the Wage Subsidy home page.

Upon successful login, you can initiate a new application, which will open in a separate window, or view the main applications list page, if you have at least one existing application (Figure 1).

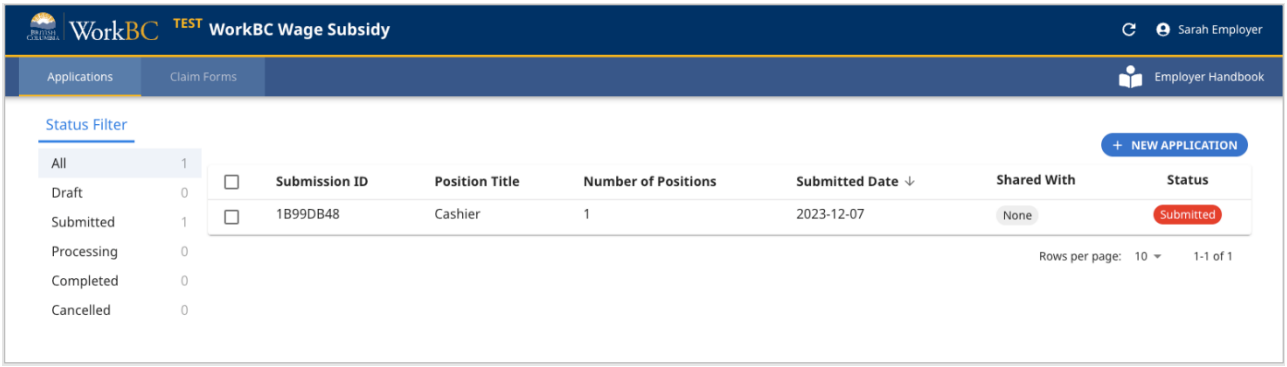

Figure1: Applications list view

How do I submit a **claim form**?

Once you have an active Wage Subsidy agreement in place, you can submit a claim form in the Wage Subsidy platform (Figure 2), by selecting your **Completed** application (Figure 3). You will only see completed applications that have been processed on the Wage Subsidy platform.

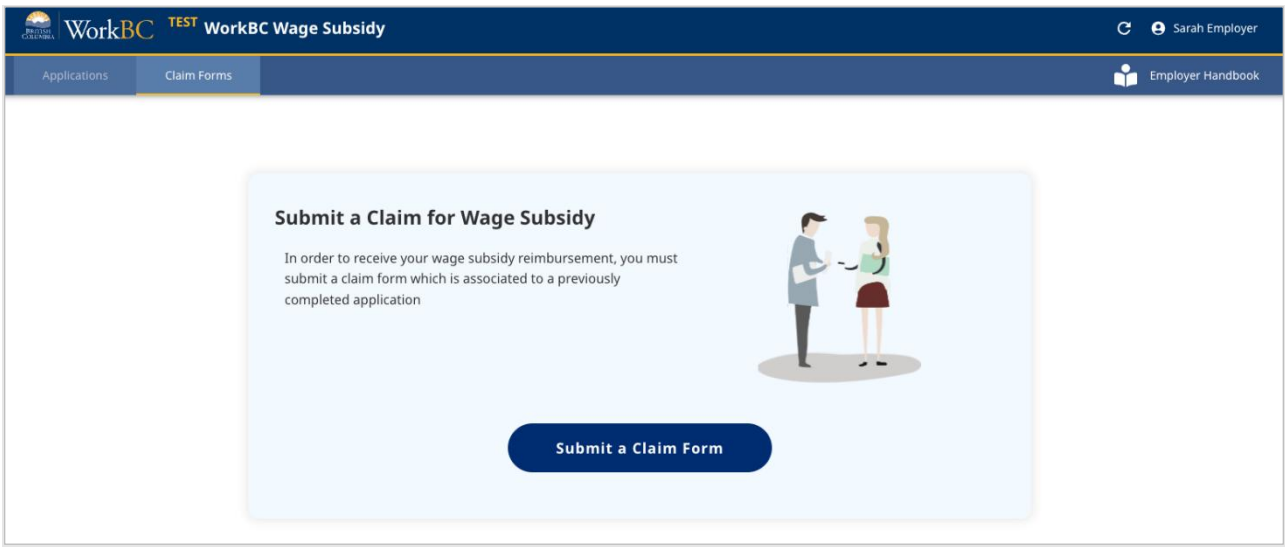

Figure 2: Submit new claim form

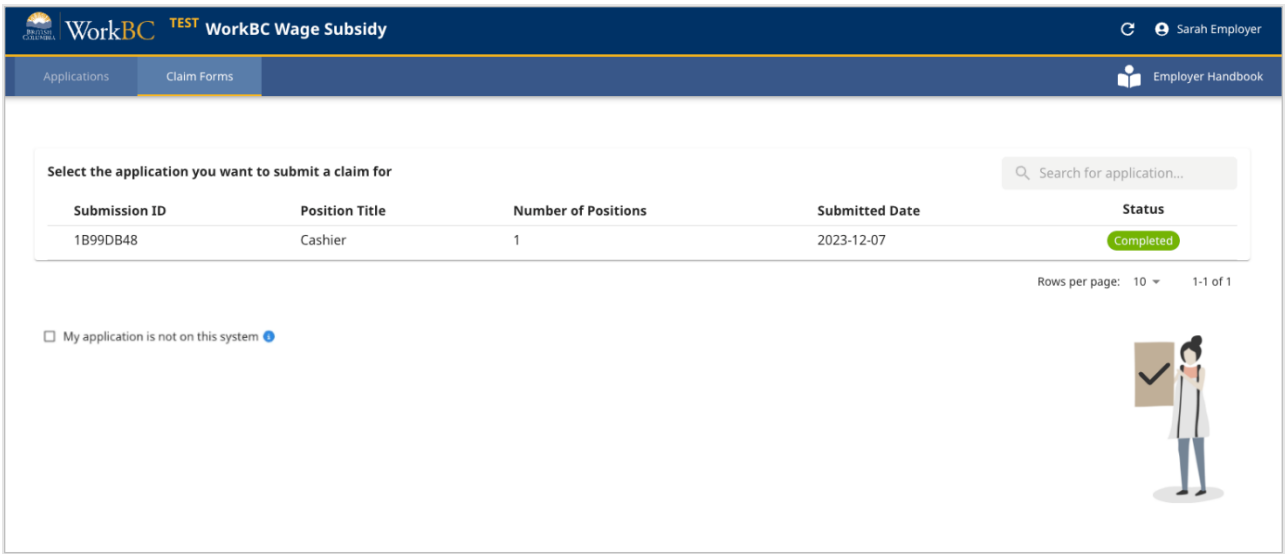

*Figure 3: Select **Completed** application to associate to claim form*

If you submitted your application prior to the new Wage Subsidy platform, or if you submitted your application in another form (e.g. by paper or email), select the checkbox next to "**My application is not on this system.**" This action will enable some additional required fields to enter and validate your business address (Figure 4).

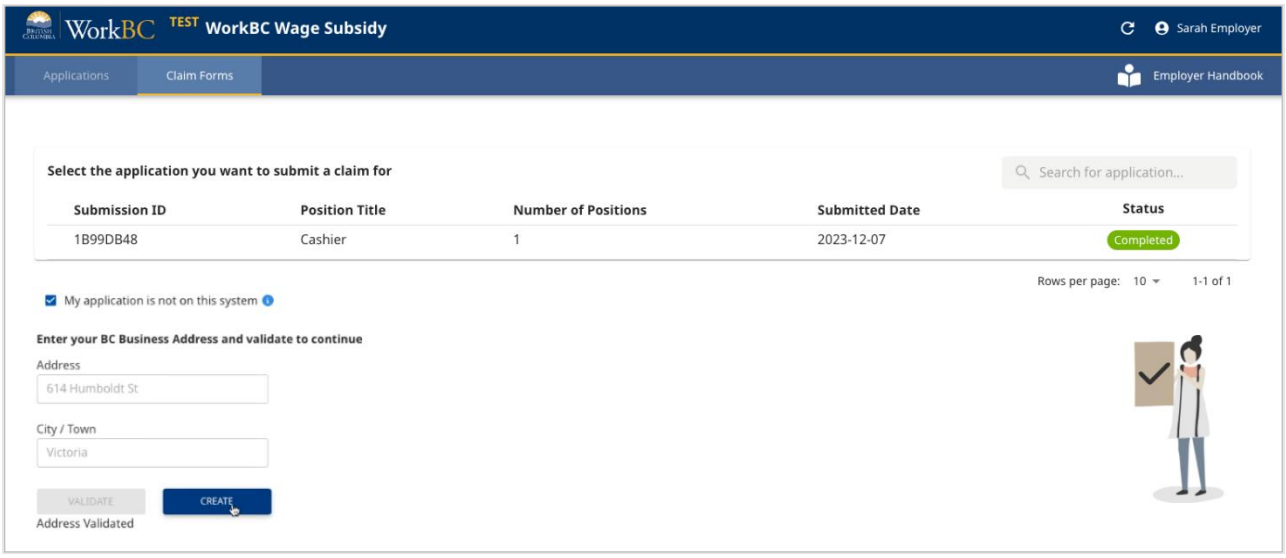

Figure 4: Option to indicate that application is not on the Wage Subsidy platform

Once your claim form is initiated, it will open in a separate window and you will be required to provide the following information:

- Claim period timeframe
- Employee name
- Paystubs and supporting payroll records such as timesheets
- Mandatory Employment Related Costs (MERCs), such as EI, CPP, WorkSafeBC and eligible vacation pay
- Job activity summary
- Certification that the information being submitted is correct and aligned with the WorkBC Wage Subsidy Agreement in place
- Supporting documentation (such as paystubs) attached in PDF format

You will be able to save a temporary copy ("**Draft**") of your claim form on the Wage Subsidy platform and submit it later if needed. Once submitted, your WorkBC Centre will contact you for any follow-up required.

How do I delete a draft application or claim form?

You can delete both Application and Claim forms that are in Draft status.

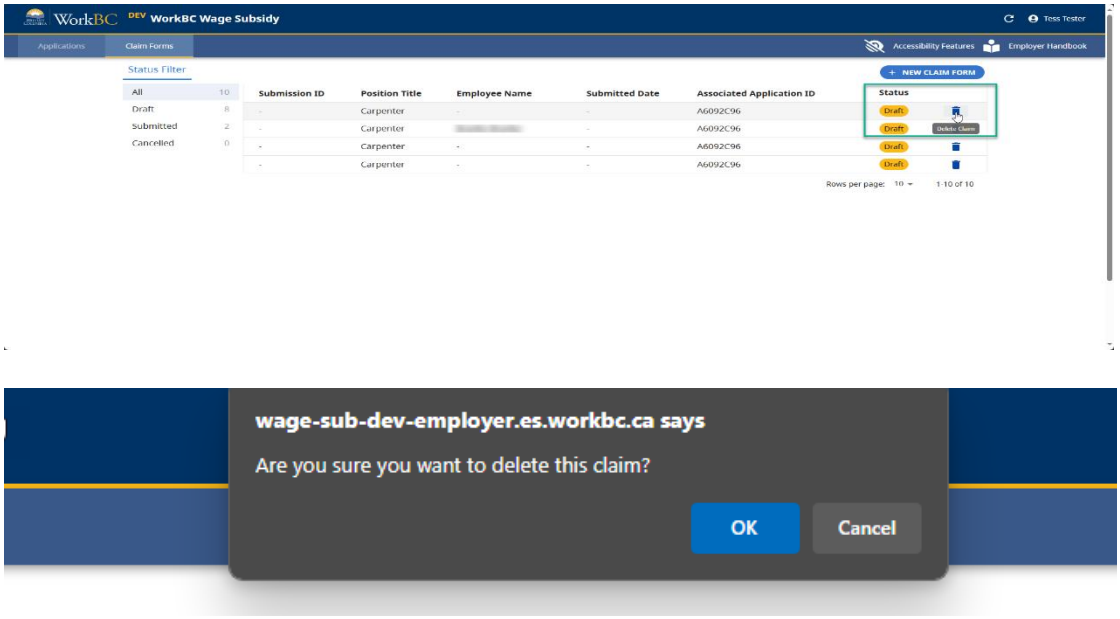

*Figure 5: Select **OK** to delete draft claim or application forms*

How do I share applications or claim forms with others?

You can share applications and claim forms with others in your Business BCeID organization; Basic BCeID users are not able to share forms.

To share one or more forms, click on the checkbox(es) next to the forms you want to share (step a), then click the '**SHARE**' link (step b). (See Figure 5).

*Figure 5: Initiate '**Share**' of form with others in your organization*

In the resulting screen, you will see a list of others in your organization you are able to share your form(s) with. Only individuals who have logged into the Wage Subsidy platform will be listed. Select one or more users (step a) and use the chevron button '**>**' (step b) to move those users to the '**Selected**' section, then click the '**OK**' link (step c). (See Figure 6).

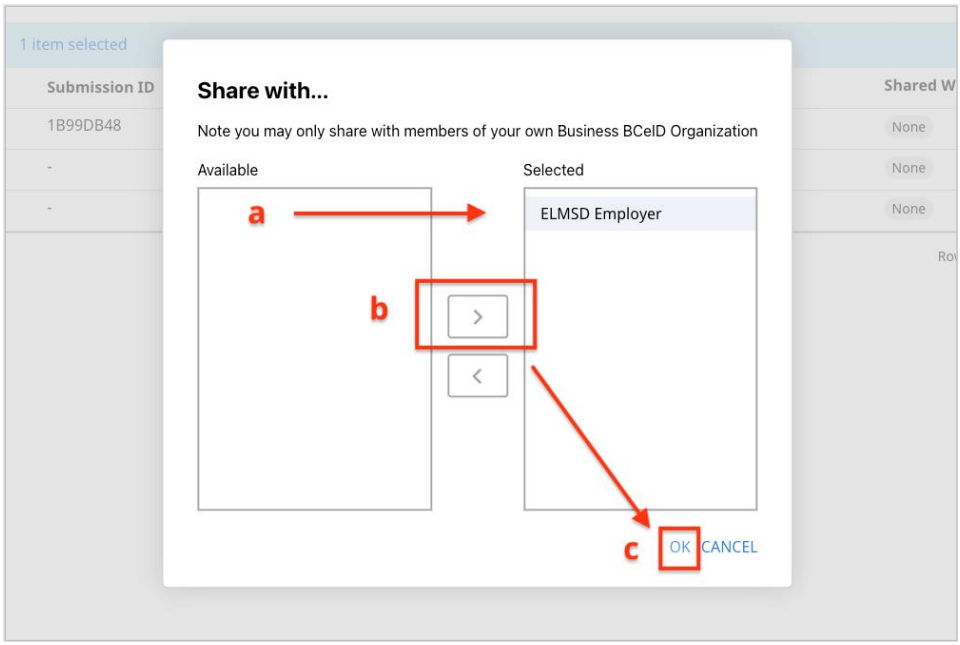

Figure 6: Select users in your organization to share form(s) with

Those individuals the forms are shared with will be listed on the main applications and/or claim forms list pages (Figure 7).

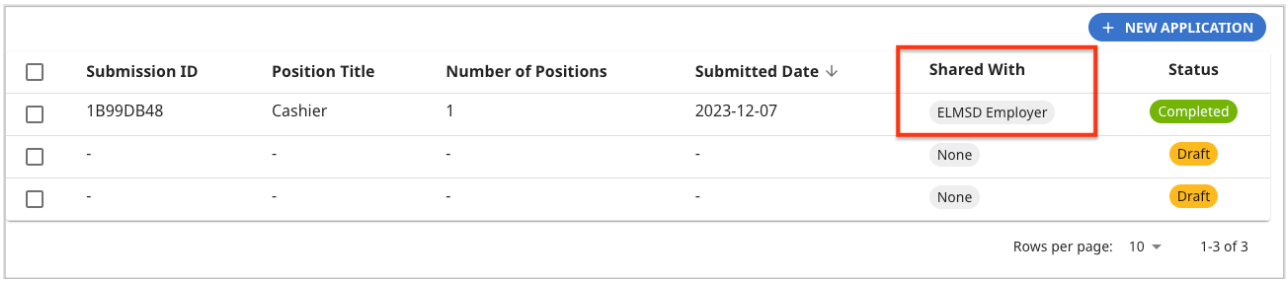

*Figure 7: '**Shared With**' column indicates who forms have been shared with*

Can I copy a claim form?

You can copy a claim from a previously submitted claim by clicking the copy icon in the chosen row. The copied claim will include the Employer Name, Address, Contact Information, Employee Name, and Job Activity Summary from the original application. However, the Claim Period, Attachments, and Pay Stub information will not be copied.

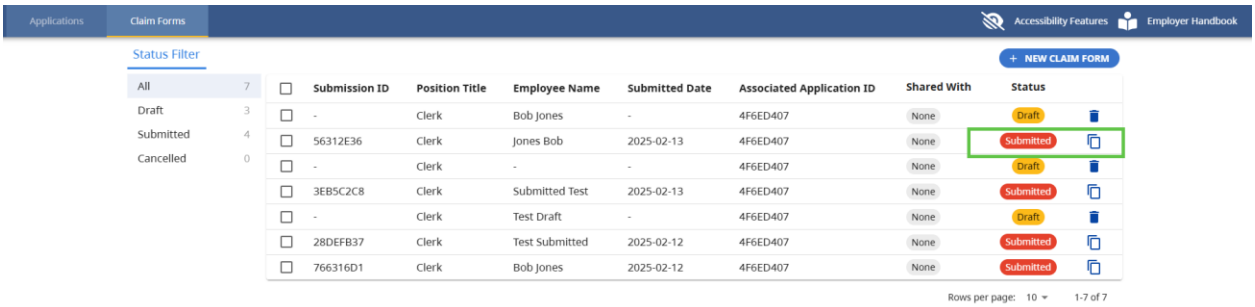

Can I filter or sort my applications and claim forms for easier viewing?

Yes. To filter your applications and claim forms by status, you can click on a status in the left-hand **Status Filter** panel (step a). To sort, click on one of the header fields for the given applications or claim forms list (step b). (See Figure 8).

*Figure 8: **Filter** and **Sort** options*

How do I update my contact information that is pre-filled on subsequent applications and claim forms?

After you submit your first application, the following pieces of information are saved to your profile for ease of future form entry:

- Employer (Business) Name
- Contact
- Phone Number
- Fax Number
- Email address
- CRA business number
- Address
- Workplace Address (if different from Address above)

Any new forms you initiate will use these saved values.

If you want to view or update your saved information, click on your name in the top-level navigation bar (step a), then click '**Edit Profile**'(step b). (See Figure 9).

*Figure 9: How to access '**Edit Profile**'*

You can update your information in the resulting '**Edit Profile**' window (Figure 10).

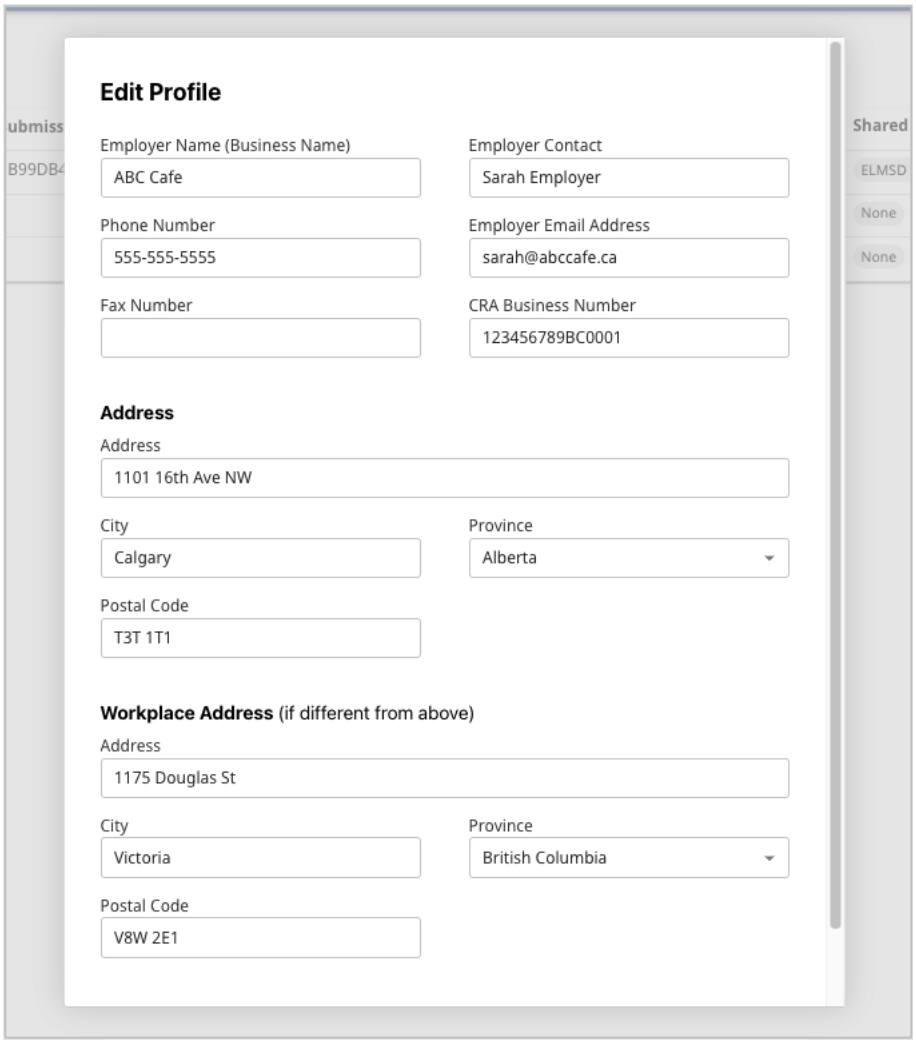

*Figure10: '**Edit Profile**' window*

6 CONTACT US

You can contact your local WorkBC Centre for additional information or help completing your application.

Find your local WorkBC Centre

Appendix 1

Wage Subsidy Rates for WorkBC and Priority Clients				
Client Type	**Duration**	**First third of work period**	**Second third of work period**	**Final third of work period**
WorkBC Clients	Up to 24 weeks	50% (up to $500 weekly)	25% (up to $250 weekly)	15% (up to $150 weekly)
Priority Clients Youth (16-30) and individuals with disabilities	Up to 24 weeks	75% (up to $750 weekly)	50% (up to $500 weekly)	25% (up to $250 weekly)

Wage Subsidy Rates for Custom Category Clients				
Client Type	**Duration**	**First third of work period**	**Second third of work period**	**Final third of work period**
Custom Category Clients (WorkBC-matched people with disabilities or complex barriers to employment)	Up to 78 weeks	Negotiated percentage, up to the weekly maximum amount (cannot exceed 85%)		